

INFORMATION
ZONE



A REVOLUTION IN VISITOR SIGNAGE

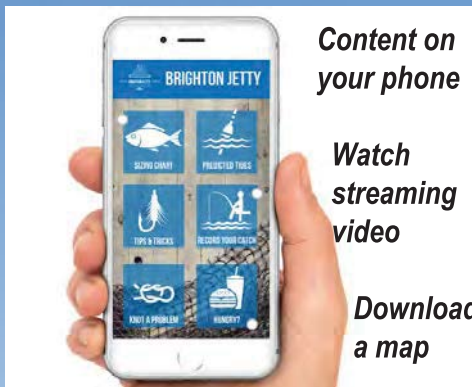


The Information Zone connects to your smart device for location-based information, 4K HD video, downloading maps and PDF's. Capable of connecting to the internet for bookings. **NO APP OR PASSWORD REQUIRED TO CONNECT**

Simple steps to connect NOW:



Go to Phone Settings
Network Connections
"Information Zone"



Content on
your phone

Watch
streaming
video

Download
a map

Download a Map



Wherever you go... *Go further*



0417 222 905

info@informationzone.com.au

www.informationzone.com.au






Australian Patent No. 2021102167

INFORMATION
ZONE



A REVOLUTION IN VISITOR SIGNAGE

Let's
make it
easier!

Easily manage and change content		
How to setup Information Zone		Questions answered about IZ
 Login	<p>Step 1 Gather information about the site location e.g., photos, videos, maps, PDF/s and text</p>	<p>What is Information Zone? Information Zone gets people connected to your message on any mobile device, even when outside of a network coverage area. It provides a dedicated, standalone, self-powered, free to use local network allowing users to access your audio, video, PDFs or written content instantly.</p>
 Manage media content	<p>Step 2 Login to your Information Zone site online.</p> <p>Step 3 Upload information, photos, videos, maps, PDF's and text to the template online. Preview your site prior publishing it.</p>	
 Publish media on the USB device	<p>Step 4 Save your finished site file on to an Encrypted USB supplied.</p>	<p>Where is Information Zone? Information Zone is perfect for installation in any location outside a mobile network. No area is too remote: lookouts, trails and camp grounds are just some of the many places Information Zone can be used to provide your information when and where it is needed.</p>
 Plug into your Information Zone	<p>Step 5 Plug in the Encrypted USB to the Information Zone unit, data will only be uploaded to the paired unit.</p>	
 Public users	<p>Step 6 Wait two minutes for the Encrypted USB automatically build the site. The content is ready to use. Anyone can connect to Information Zone. Your latest information can then be viewed by the public. NO app is required.</p>	<p>Who uses Information Zone? Information Zone is ideal for industries such as tourism government, airports and local councils. The most common use is meeting the needs of tourism and public safety in remote areas.</p> <p>If internet is available the user can connect to free 4G Wi-Fi for a predetermined time.</p>

Go everywhere

Welcome visitors to country, showcase tourist attractions and local content of interest such as landmarks, cultural and historical information, even the best camping spots, restaurants or hotels.

Information Zone can deliver any information you want in any combination of text, jpeg, png and high resolution 4K video quality.

Save time while making money

Drive revenue through integration with booking and reservation systems like Rezdy or serving up local area marketing content. Save money by reducing the need for printing of brochures and annoying reprints every time you change content and messaging.

NO App Required
NO Data Costs
NO Internet



- Tourist information in HD 4K video
- Drive revenue and lower costs
- Take bookings even when closed